PRODUCT INFORMATION PACKET

Model No: 5K49FN4138
Catalog No: K248
1/3,1725,DP,56C,3/60/208-230/460
General Purpose Motors

Regal and Marathon are trademarks of Regal Rexnord Corporation or one of its affiliated companies.
©2021 Regal Rexnord Corporation, All Rights Reserved. MC017097E

Nameplate Specifications

Output HP	0.33 Hp	Output KW	0.25 kW
Frequency	60 Hz	Voltage	208-230/460 V
Current	1.5-1.6 A	Speed	1725 rpm
Service Factor	1.35	Phase	3
Efficiency	0 %	Power Factor	0
Duty	Continuous	Insulation Class	B
KVA Code	M	Frame	56C
Enclosure	Drip Proof	Thermal Protection	N/R
Ambient Temperature	40 °C	Drive End Bearing Size	6203
Opp Drive End Bearing Size	6203	UL	Recognized
CSA	Yes	CE	N
Number of Speeds	1		

Technical Specifications

Electrical Type	Three Phase	Starting Method	N/R
Poles	4	Rotation	Counterclockwise/Clockwise
Mounting	N/R	Motor Orientation	ANY
Drive End Bearing	LOCKED	Opp Drive End Bearing	BALL
Frame Material	Rolled Steel	Overall Length	9.52 in
Frame Length	5.34 in	Shaft Extension	.625 X 1.88 - .188 X .188 KEY in
Connection Drawing	113A930FIG2	Outline Drawing	52A109648P4

This is an uncontrolled document once printed or downloaded and is subject to change without notice. Date Created:10/12/2021

SHEET | REV | 52A109648 | DRAWING NO. | SIZE A

THIRD ANGLE PROJECTION

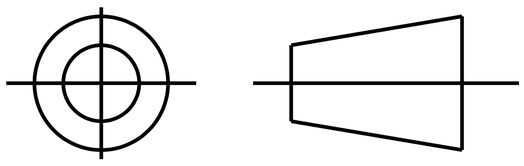

REVISIONS			
REV.	DESCRIPTION	DATE	APPROVED
3	ADDED PT#5 PER DS05-0574.	05/04/05	K.P.G
4	CHG TO RBC FORMAT PER IS05-1777	03/22/06	SUDHA
5	"SLINGER" ADDED PER IS11-5514	12/01/2012	KOTI

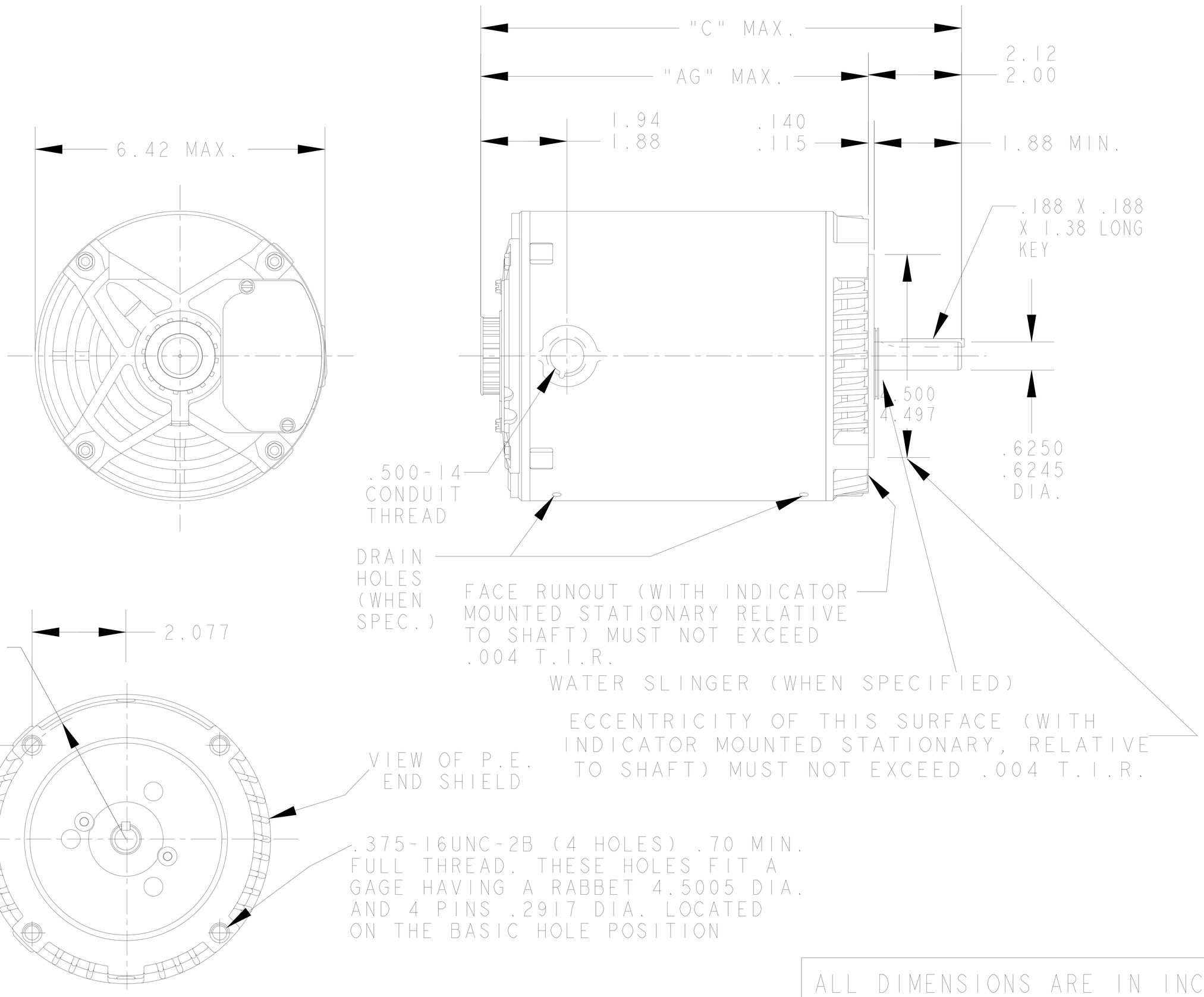

ALL DIMENSIONS ARE IN INCHES

P	TYPE	GE SIZE	NEMA FR.	"C"	"AG"		MIN. SHELL
5	K	49	56C	13.81	11.69		9.63
4	K	49	56C	9.52	7.40		5.34
3	K	48	56C	12.61	10.49		8.43
2	K	49	56C	11.33	9.21		7.15
1	K	46	56C	10.73	8.61		6.55

SIGNATURES		DATE
MODEL	M.D.PAPE	07/14/94
DETAIL	.	.
CHECKED	.	.
ENGRG	.	.
MFG	.	.
QUALITY	.	.
ISSUED	M.D.PAPE	07/14/94

SOLID MODEL: 52A109648

FOR ADDITIONAL INFO REFER TO:
APPLIED PRACTICES .
DIMENSIONS ARE IN INCHES ✓
MATERIAL .

REGAL BELOIT

REGAL-BELOIT CORPORATION

TITLE

OUTLINE

GENERAL PURPOSE MOTOR - DRIP PROOF - BALL BEARING R2 END MOUNTED FMF - 40 FRAME REDESIGN

SIZE	DRAWING	REV
A	52A109648	

SCALE: 0.250 | REF. No: . | SHEET 1 OF 1

SHEET 1 | REV 2 | 113A930FIG2 | DRAWING NO. | SIZE A

RBC PROPRIETARY AND CONFIDENTIAL INFORMATION

This document is the property of REGAL BELOIT CORPORATION ("RBC") including its subsidiaries and divisions and contains proprietary information of RBC. This document is loaned on the express condition that niether it nor the information contained therein shall be disclosed to others without the express written consent of RBC, and that the information shall be used by the recipient only as approved expressly by RBC. This document shall be returned to RBC upon its request. This document may be subject to certain restrictions under U.S. export control laws and regulations.

THIRD ANGLE PROJECTION

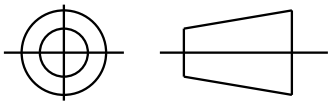

REVISIONS

REV.	DESCRIPTION	DATE	APPROVED
1	CHG TO RBC FORMAT PER IS05-1777	06/15/06	MADHU
2	RENAMED 113A930_FIG_2 TO 113A930FIG2 PER IS07-0972	05/08/07	MADHU

FIG. 2 3 PHASE

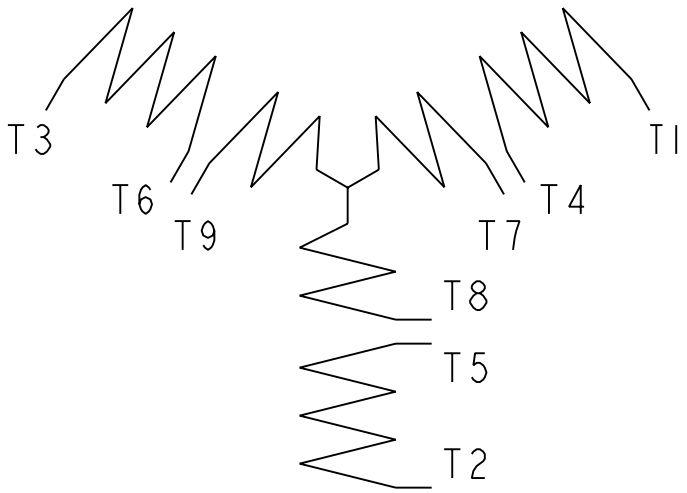

	VOLTS	L1	L2	L3	TOGETHER
2Y	LOW	1-7	2-8	3-9	4-5-6
1Y	HIGH	1	2	3	4-7, 5-8, 6-9

BRAKE MOTORS: CONNECT BRAKE LEADS B1 & B2 TO MOTOR LEADS T7 & T8.

FOR ADDITIONAL INFO REFER TO:
APPLIED PRACTICES .
DIMENSIONS ARE IN INCHES

TOLERANCE ON:
1 PL DECIMALS ± 0.1
2 PL DECIMALS ± 0.02
3 PL DECIMALS ± 0.005
ANGLES ± 1.0
FRACTIONS ± .
FINISH √

MATERIAL .

SIGNATURES		DATE
MODEL	M.D.PAPE	02/25/03
DETAIL	.	.
CHECKED	.	.
ENGRG	.	.
MFG	.	.
QUALITY	.	.
ISSUED	M.D.PAPE	02/25/03

SOLID MODEL: 113A930FIG2

REGAL BELOIT — REGAL-BELOIT CORPORATION

TITLE CONNECTION DIAGRAM

SIZE A | DRAWING 113A930FIG2 | REV 2

SCALE: 1.000 | REF. No: . | SHEET 1 OF 1